

Scaled data based on original data using
LM-79-08 Approved Method: Electrical and Photometric Measurements of Solid-
State Lighting Products

Test Report Prepared for
Cooper Lighting Solutions
(formerly Eaton)

Brand: STREETWORKS

Report Number: P960242

Luminaire Tested: **NVN-SB1C-722-U-5NQ**

Issue Date: 1/21/2025

Test Information

Test Method: LM-79-08
Report Number: P960242
TEST IS SCALED FROM IESNA LM-79-08 TEST DATA (G2-2411-289-18)
Test Lab: INNOVATION CENTER
Issue Date: 1/21/2025
Manufacturer: COOPER LIGHTING SOLUTIONS (FORMERLY EATON)
Product Line: STREETWORKS
Catalog Number: NVN-SB1C-722-U-5NQ
Description: NAVION ROADWAY AND AREA HIGH DENSITY LED LUMINAIRE
(1) 70 CRI, 2200K, 615mA LIGHTSQUARE WITH 26 LEDS AND TYPE V NARROW OPTICS
Light Source: -
Ballast/Driver: -

Summary

Lumens per Lamp: N/A
Luminaire Lumens: 6647.1 lumens
Efficiency: N/A
Efficacy: 122.2 lumens/watt
Luminous Opening: Rectangular (W 0.5' x L: 0.5' x H: 0')
IES Classification: Type V - Short
BUG Rating: B2 - U0 - G1

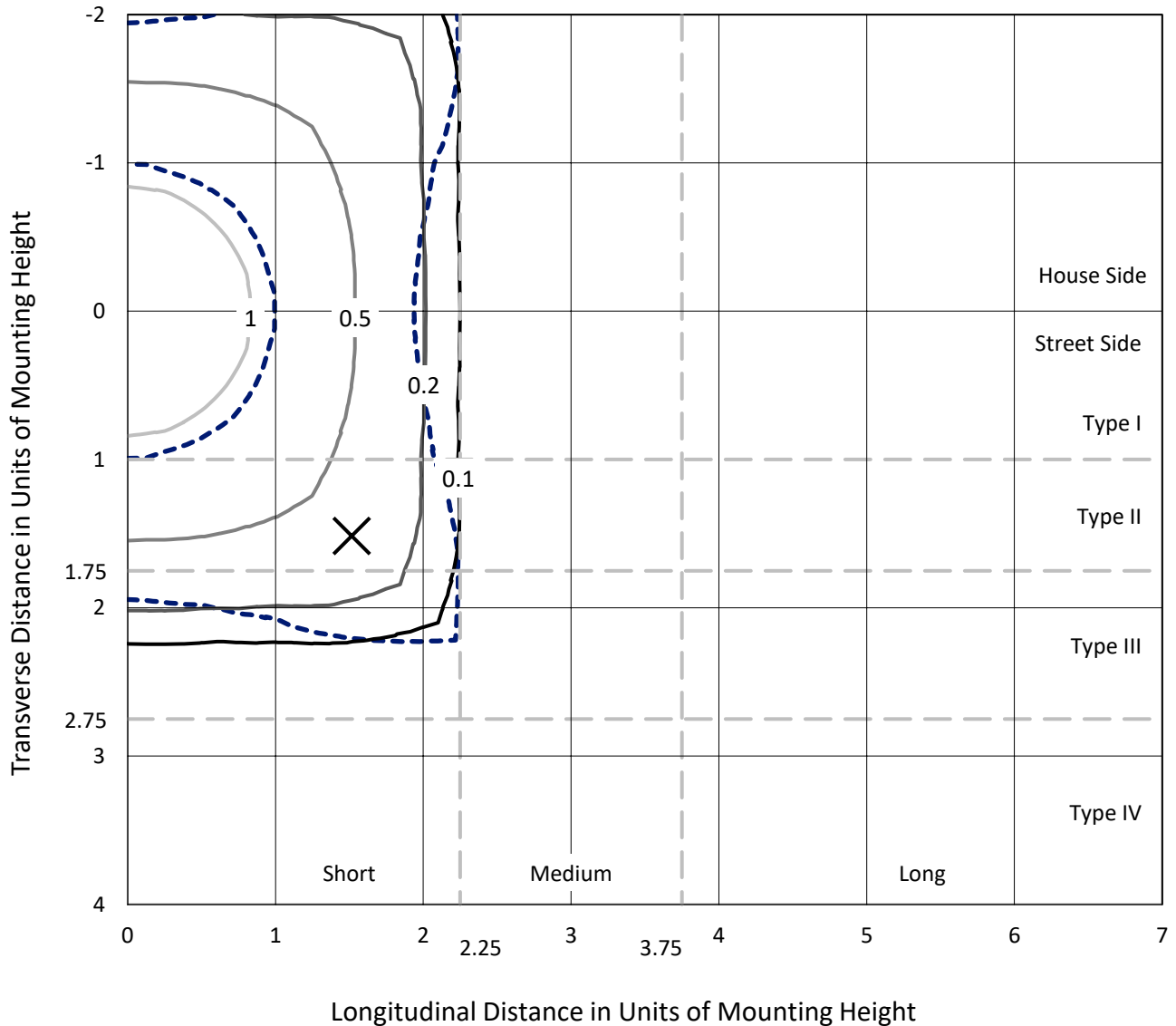
Input Watts (W): 54.4
Input Voltage (V): NR
Input Current (Ain): NR
Voltage Rise (V): NR
Power Factor: NR
Total Harmonic Distortion (THDi): NR
Frequency (hertz): 60
Stabilization Time: NR
Operation Time: NR
Ambient Temperature (°C): NR
Test Distance: 24 FT



REPORT NUMBER: P960242
 CATALOG NUMBER: NVN-SB1C-722-U-5NQ

Iso-Footcandle Lines of Horizontal Illumination

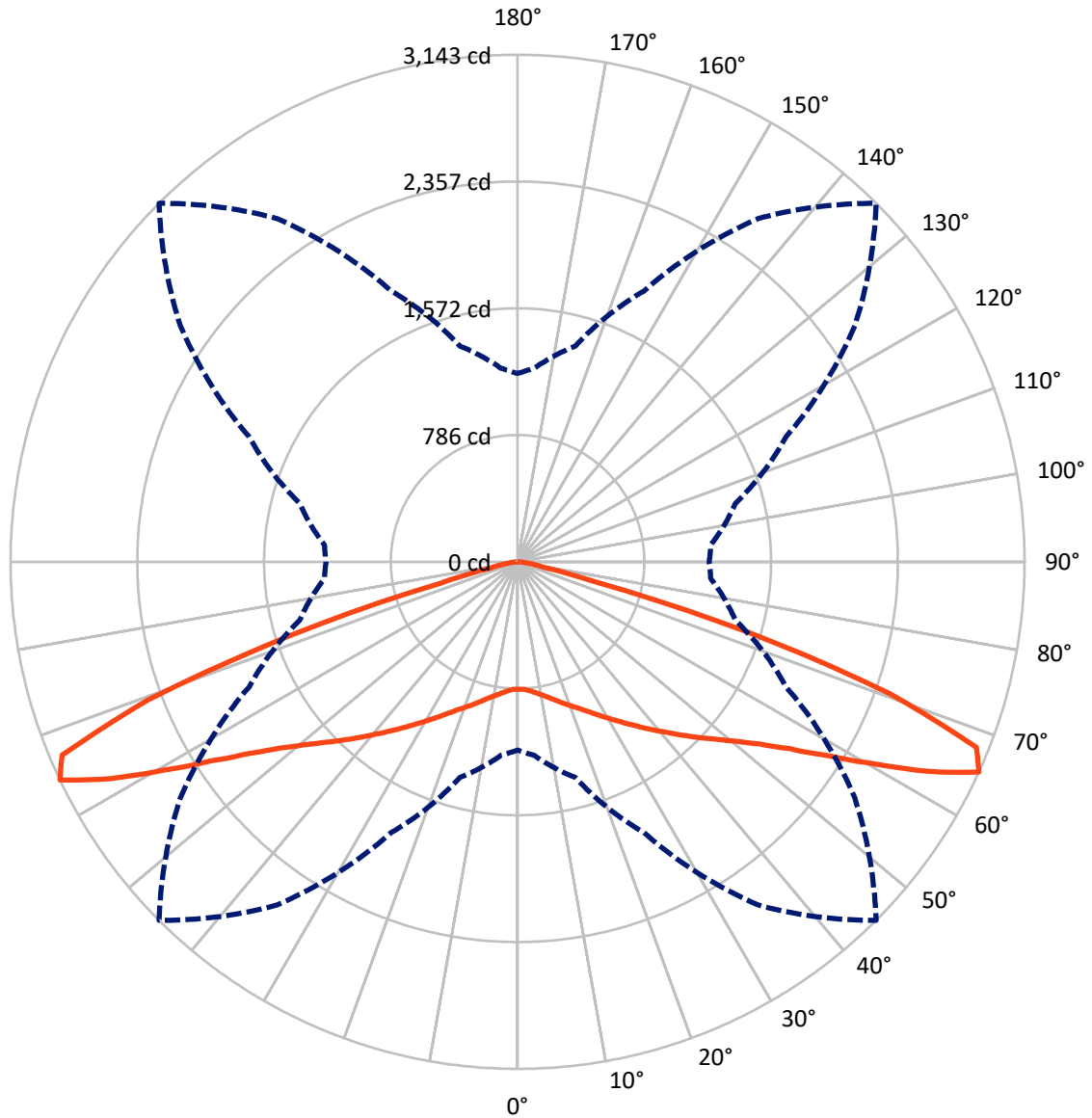
× Max cd
 - - - 1/2 Max cd



Based on 25 foot mounting height. Maximum calculated value = 1.3 fc
 Type V - Short - N/A

REPORT NUMBER: P960242
CATALOG NUMBER: NVN-SB1C-722-U-5NQ

Luminous Intensity Polar Plot



— Vertical Plane Through 45-Deg Lateral - - - Horizontal Cone Through 65-Deg Vertical

REPORT NUMBER: P960242
 CATALOG NUMBER: NVN-SB1C-722-U-5NQ

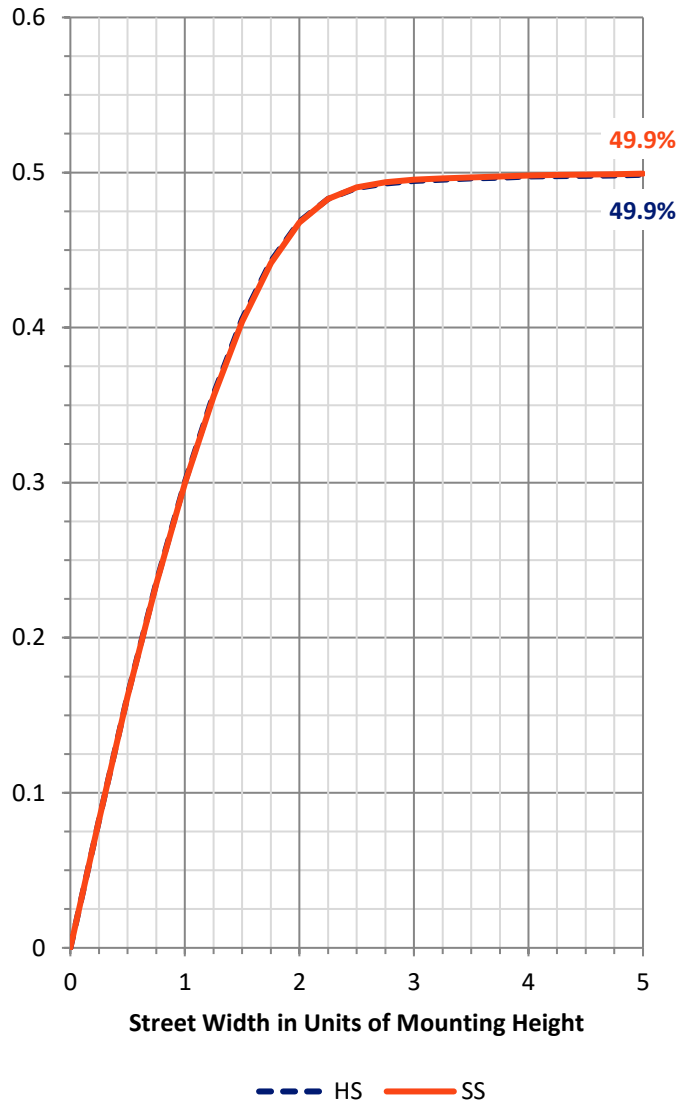
FLUX DISTRIBUTION:

		Downward	Upward	Total
House Side	Lumens	3323.6	0.0	3323.6
	% Fixture	50.0	0.0	50.0
Street Side	Lumens	3323.6	0.0	3323.6
	% Fixture	50.0	0.0	50.0
Total	Lumens	6647.1	0.0	6647.1
	% Fixture	100.0	0.0	100.0

ZONAL LUMENS:

Zone	Lumens	% Fixture
0°-10°	78.1	1.2
10°-20°	254.8	3.8
20°-30°	481.0	7.2
30°-40°	787.6	11.8
40°-50°	1221.2	18.4
50°-60°	1804.0	27.1
60°-70°	1717.2	25.8
70°-80°	277.1	4.2
80°-90°	26.1	0.4
90°-100°	0.0	0.0
100°-110°	0.0	0.0
110°-120°	0.0	0.0
120°-130°	0.0	0.0
130°-140°	0.0	0.0
140°-150°	0.0	0.0
150°-160°	0.0	0.0
160°-170°	0.0	0.0
170°-180°	0.0	0.0
0°-90°	6647.1	100.0
0°-180°	6647.1	100.0

Coefficient of Utilization



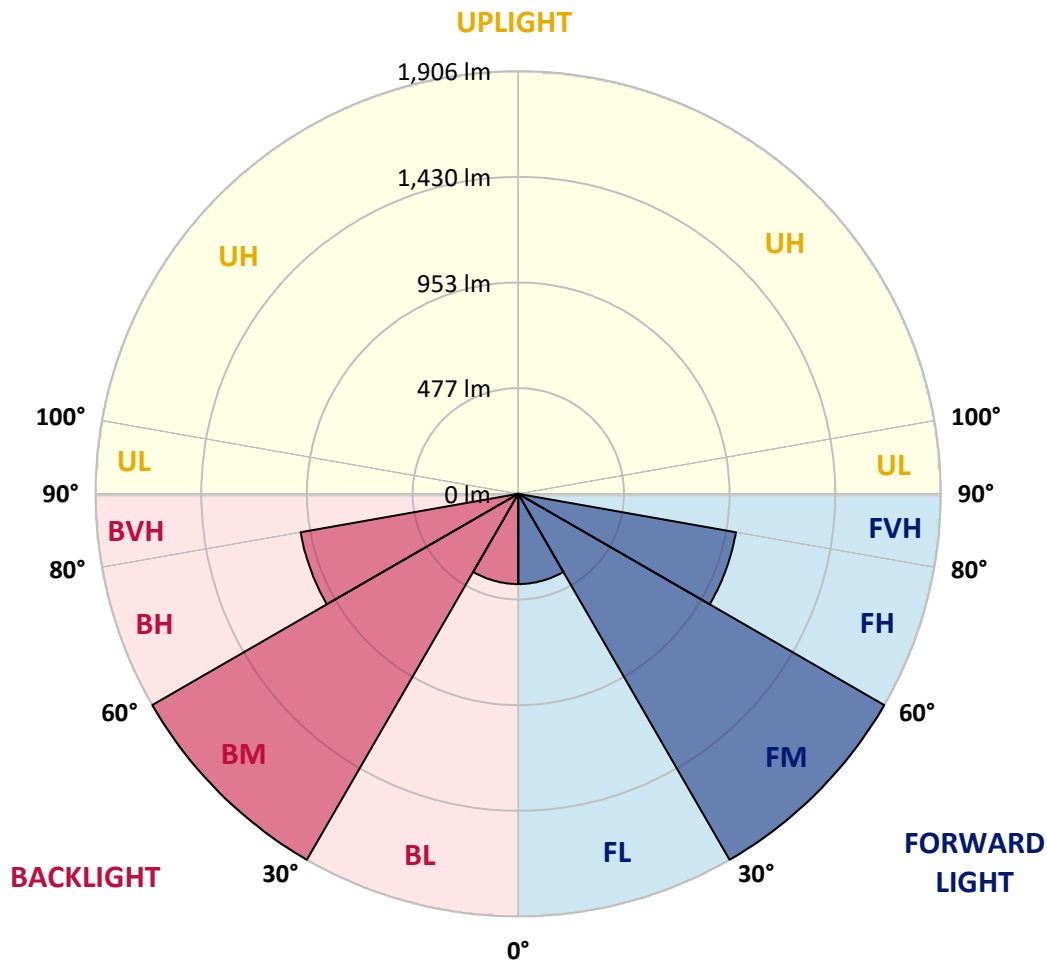
REPORT NUMBER: P960242
 CATALOG NUMBER: NVN-SB1C-722-U-5NQ

LUMINAIRE CLASSIFICATION SYSTEM LUMEN TABLE AND BUG RATING:

Zone	Lumens	% Fixture	Zone Rating/Lumen Limit		
			B	U	G
FL (0°-30°)	406.9	6.1			
FM (30°-60°)	1906.4	28.7			
FH (60°-80°)	997.2	15.0			G1/1800
FVH (80°-90°)	13.1	0.2			G1/100
BL (0°-30°)	406.9	6.1	B1/500		
BM (30°-60°)	1906.4	28.7	B2/2500		
BH (60°-80°)	997.2	15.0	B2/1000		G1/1800
BVH (80°-90°)	13.1	0.2			G1/100
UL (90°-100°)	0.0	0.0		U0/0	
UH (100°-180°)	0.0	0.0		U0/0	

BUG Rating: B2-U0-G1

Type V Short



REPORT NUMBER: P960242
 CATALOG NUMBER: NVN-SB1C-722-U-5NQ

CANDELA DISTRIBUTION (FULL):

	0°	5°	15°	25°	35°	45°	55°	65°	75°	85°	90°
0°	791.1	791.1	791.1	791.1	791.1	791.1	791.1	791.1	791.1	791.1	791.1
2.5°	796.4	793.8	795.7	794.1	792.7	791.4	792.1	794.4	795.4	795.7	795.7
5°	807.1	804.7	805.8	805.8	803.4	802.8	803.1	804.7	806.8	806.8	806.8
7.5°	824.4	822.0	824.4	823.1	821.1	820.4	820.1	821.4	824.4	824.4	823.4
10°	845.4	842.8	844.1	843.5	841.1	840.1	839.8	841.7	844.4	844.1	843.5
12.5°	868.5	865.4	867.2	865.1	864.5	863.5	863.5	863.2	864.8	863.5	864.1
15°	894.1	892.2	892.8	891.4	892.5	891.7	889.1	887.8	888.5	886.4	886.8
17.5°	924.4	919.8	922.2	921.5	921.5	922.8	918.5	916.8	918.1	916.1	917.8
20°	959.5	954.8	955.8	954.5	952.8	954.2	948.8	950.2	951.2	949.9	952.8
22.5°	997.8	991.9	991.5	992.2	988.5	988.8	985.1	988.5	990.6	986.9	990.6
25°	1037.2	1030.8	1035.2	1033.5	1028.9	1029.8	1027.2	1030.5	1032.2	1027.6	1032.9
27.5°	1078.9	1074.5	1078.5	1079.5	1073.9	1077.9	1073.9	1076.9	1078.5	1071.5	1076.9
30°	1127.6	1123.2	1126.9	1129.6	1122.9	1129.2	1126.0	1127.9	1128.2	1119.9	1124.9
32.5°	1180.6	1173.9	1183.3	1184.6	1177.3	1184.9	1180.6	1183.3	1184.9	1173.6	1181.3
35°	1245.3	1237.0	1247.6	1246.0	1239.6	1246.0	1242.0	1246.0	1250.0	1236.4	1244.7
37.5°	1315.0	1306.4	1317.6	1314.7	1308.7	1313.0	1310.7	1313.3	1319.7	1305.0	1314.0
40°	1391.7	1381.1	1396.4	1391.0	1385.4	1384.7	1386.0	1387.7	1396.0	1379.8	1385.1
42.5°	1473.7	1462.5	1485.4	1477.1	1469.1	1463.8	1468.1	1471.4	1479.4	1461.1	1470.8
45°	1567.4	1554.5	1584.4	1574.5	1561.8	1550.8	1557.8	1562.8	1574.5	1552.5	1563.8
47.5°	1670.9	1656.2	1688.2	1685.2	1664.5	1640.5	1656.5	1670.9	1679.6	1652.8	1661.8
50°	1771.9	1760.5	1802.6	1806.3	1780.9	1747.2	1769.6	1791.3	1793.5	1758.6	1762.9
52.5°	1866.6	1855.2	1916.3	1939.3	1916.6	1876.7	1900.4	1922.3	1904.7	1859.2	1860.6
55°	1942.4	1932.9	2010.7	2070.1	2077.8	2044.7	2058.7	2058.1	2000.0	1930.3	1932.6
57.5°	1960.7	1959.4	2057.4	2183.1	2263.2	2267.2	2239.5	2168.8	2043.7	1950.0	1944.0
60°	1877.3	1885.6	2020.4	2242.2	2455.6	2544.4	2424.5	2222.8	1994.0	1864.0	1848.6
62.5°	1627.8	1649.8	1812.3	2170.1	2611.0	2863.1	2573.0	2140.8	1790.0	1620.2	1610.2
65°	1166.6	1205.0	1384.4	1852.0	2597.0	3143.3	2551.6	1836.9	1397.7	1201.9	1187.6
67.5°	529.3	568.3	720.7	1268.0	2257.5	3067.2	2252.1	1281.4	756.8	570.3	562.0
70°	191.8	198.4	247.4	507.6	1442.8	2443.9	1504.4	511.3	263.1	211.5	208.8
72.5°	116.0	117.1	127.4	181.7	501.2	1483.8	522.6	187.8	130.1	115.4	117.4
75°	73.7	73.1	90.7	111.0	177.7	500.6	186.4	111.0	90.4	82.4	83.0
77.5°	53.0	54.7	65.0	83.0	112.0	169.7	110.1	79.3	65.0	53.4	54.3
80°	39.7	40.7	47.4	64.7	78.7	105.7	70.0	58.7	49.0	33.3	34.3
82.5°	28.7	28.7	31.1	47.0	48.1	57.0	38.0	41.3	32.4	23.7	23.7
85°	17.0	16.7	19.4	28.0	25.0	21.0	17.3	25.3	20.3	14.7	14.3
87.5°	6.0	6.4	6.0	8.0	6.7	5.6	5.3	7.0	5.6	5.0	4.7
90°	0.0	0.0	0.0	0.0	0.0	0.0	0.0	0.0	0.0	0.0	0.0

(END OF REPORT)